



07 SEP 2024

# Financial Markets and Commodities Bulletin

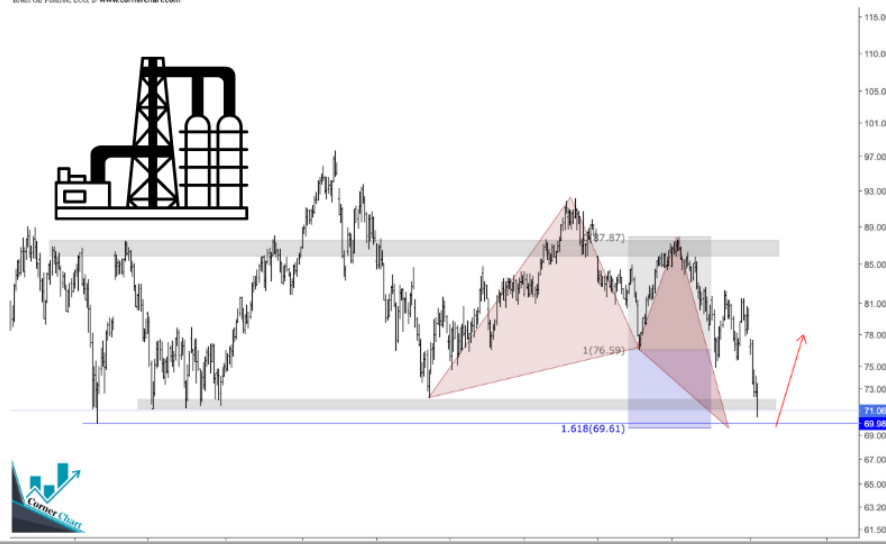


Gold is currently looking for peaks at a time when international crises are receding. Technical analysis on the weekly interval indicates the formation of a negative wedge pattern with a deviation in the speculation indicator. Resistance levels remain at 2530 and weekly support at 2497. If broken, the targets will be below.



Published on Investing.com, 7-Sep-2024, 14:28:23 GMT. Powered by TradingView.  
Brent Oil Futures, LCO, D: www.cornerchart.com

Brent oil at speculative bounce level. Economic data is supporting the trends at the moment. However, it is currently trading at a strong medium-term support level



















Published on Investing.com, 7-Sep-2024, 14:16:10 GMT. Powered by TradingView.  
Dow Jones Industrial Average - Index, DJI, D: www.cornerchart.com

US stocks are moving within an ascending channel, and are currently in the middle of the channel. The first scenario is to rise from the current level supported by economic data, and the second scenario is to break the support at 40,000 points and complete the technical correction, which determines the upcoming trends for US stocks. The economic data is shown in the second sheet below.



This post was prepared by the Chart Corner website  
Contact method is. [info@cornerchart.com](mailto:info@cornerchart.com)  
[www.cornerchart.com](http://www.cornerchart.com)  
All rights reserved © 2024

## Economic calendar and most important data

Time	Cur.	Imp.	Event	Actual	Forecast	Previous
<b>Monday, September 9, 2024</b>						
00:50	 JPY	★ ★ ★	GDP (QoQ) (Q2)		0.8%	-0.5%
<b>Tuesday, September 10, 2024</b>						
07:00	 GBP	★ ★ ★	Average Earnings Index +Bonus (Jul)			4.5%
07:00	 EUR	★ ★ ★	German CPI (MoM) (Aug)		-0.1%	0.3%
<b>Wednesday, September 11, 2024</b>						
07:00	 GBP	★ ★ ★	GDP (MoM) (Jul)			0.0%
07:00	 GBP	★ ★ ★	Manufacturing Production (MoM) (Jul)			1.1%
07:00	 GBP	★ ★ ★	Monthly GDP 3M/3M Change (Jul)			0.6%
13:30	 USD	★ ★ ★	Core CPI (MoM) (Aug)		0.2%	0.2%
13:30	 USD	★ ★ ★	CPI (MoM) (Aug)		0.2%	0.2%
13:30	 USD	★ ★ ★	CPI (YoY) (Aug)		2.6%	2.9%
15:30	 USD	★ ★ ★	Crude Oil Inventories			-6.873M
<b>Thursday, September 12, 2024</b>						
13:15	 EUR	★ ★ ★	Deposit Facility Rate (Sep)		3.50%	3.75%
13:15	 EUR	★ ★ ★	ECB Interest Rate Decision (Sep)		4.00%	4.25%
13:30	 USD	★ ★ ★	Initial Jobless Claims			227K
13:30	 USD	★ ★ ★	PPI (MoM) (Aug)		0.2%	0.1%
13:45	 EUR	★ ★ ★	ECB Press Conference 			

**This post was prepared by the Chart Corner website**  
**Contact method is. [info@cornerchart.com](mailto:info@cornerchart.com)**  
**[www.cornerchart.com](http://www.cornerchart.com)**  
**All rights reserved © 2024**